



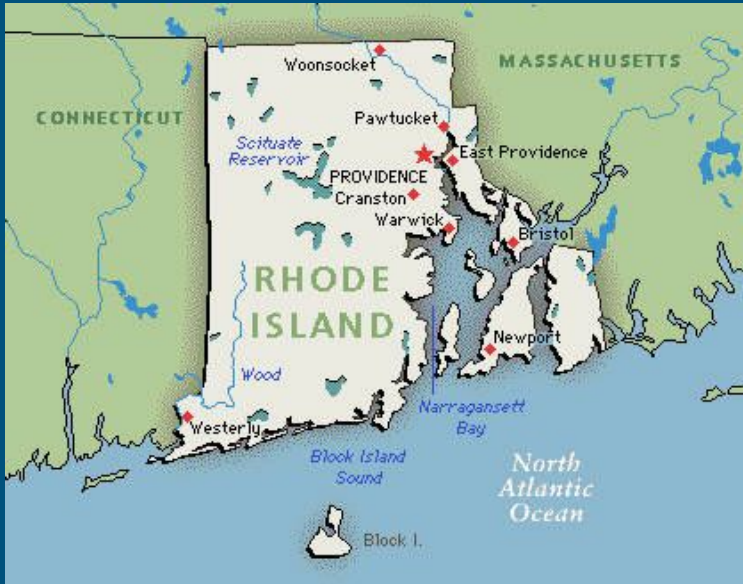
Where Should I Move?

Group 7:
Tyler Enright, Ryan Platt, Jordan
Walker, Matthew Davis



States We Considered...

Rhode Island and North Dakota



Primary Factors of Consideration:

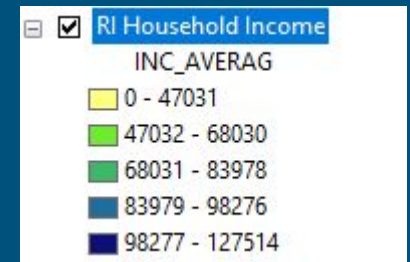
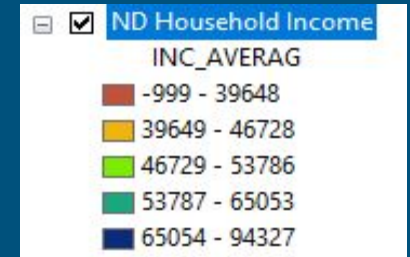
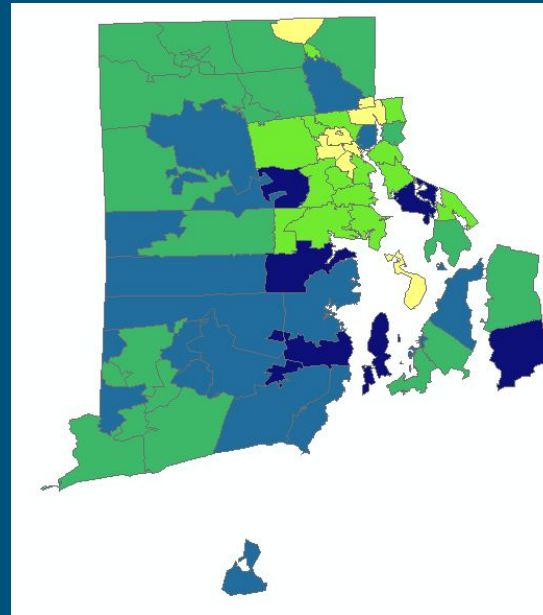
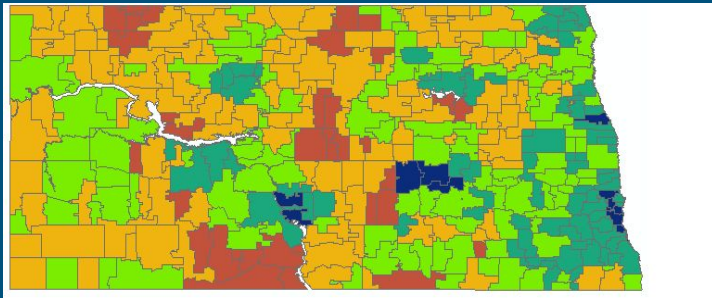
Socioeconomic Factors:

-Average Household Income

-Average Disposable Income

-Average Net Worth

-Total Poverty

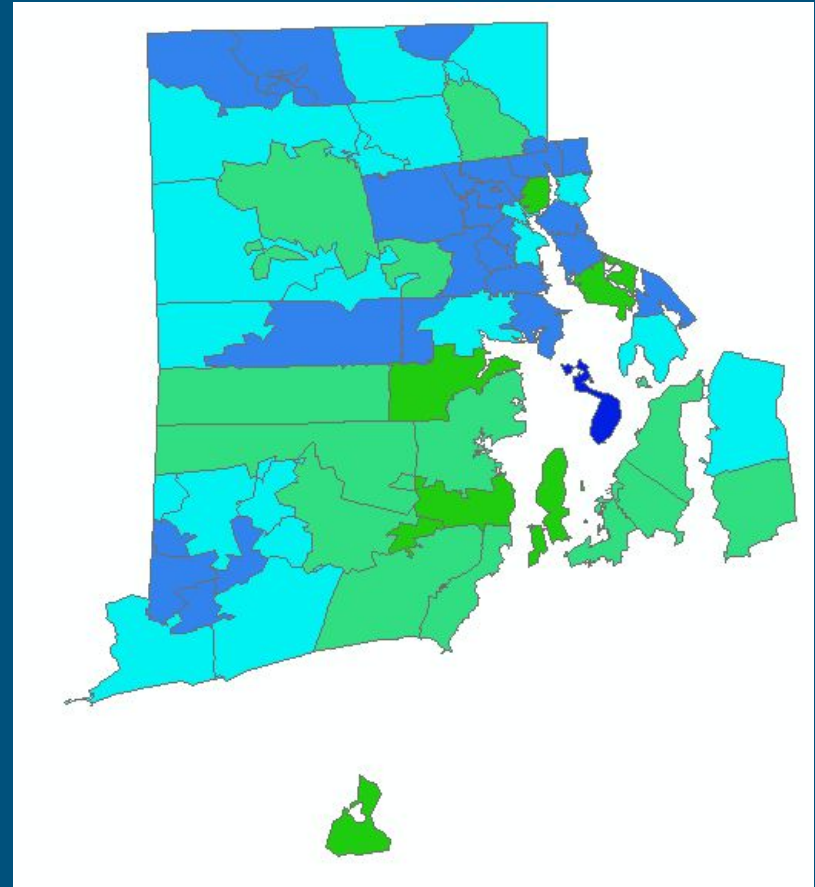
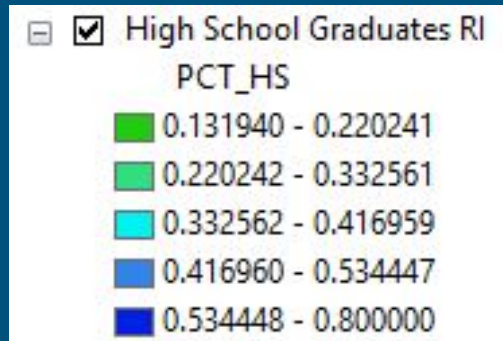


Education

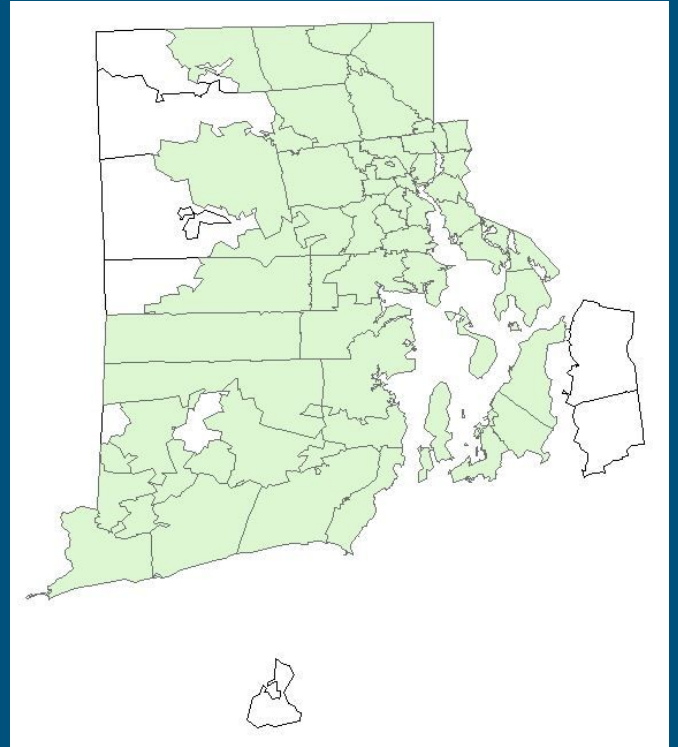
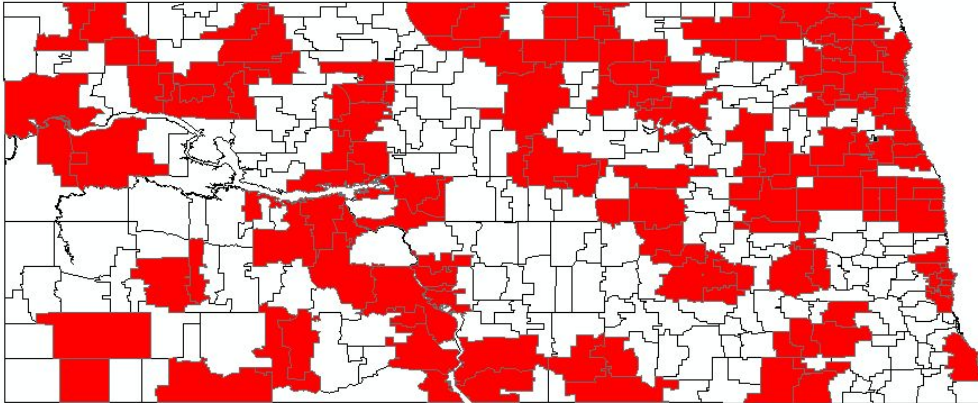
Factors Considered:

-Percentage High School Graduates

-Percentage College Graduates



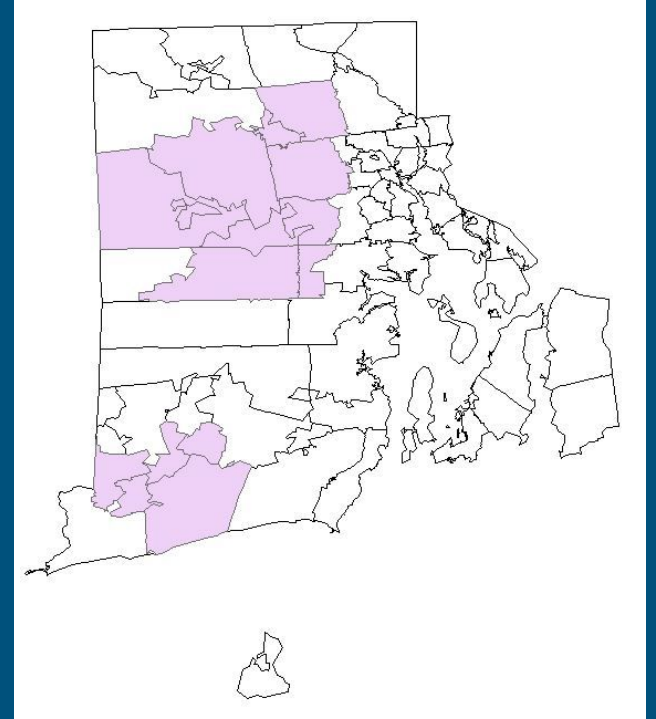
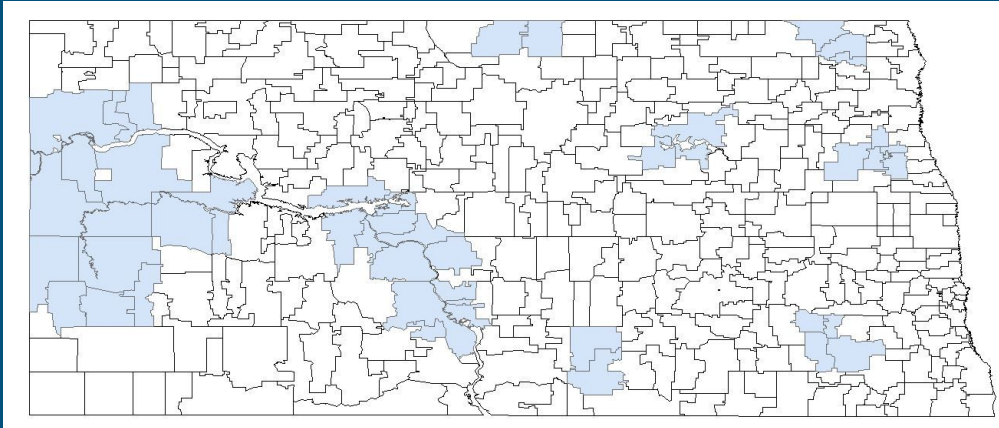
Proximity to Healthcare



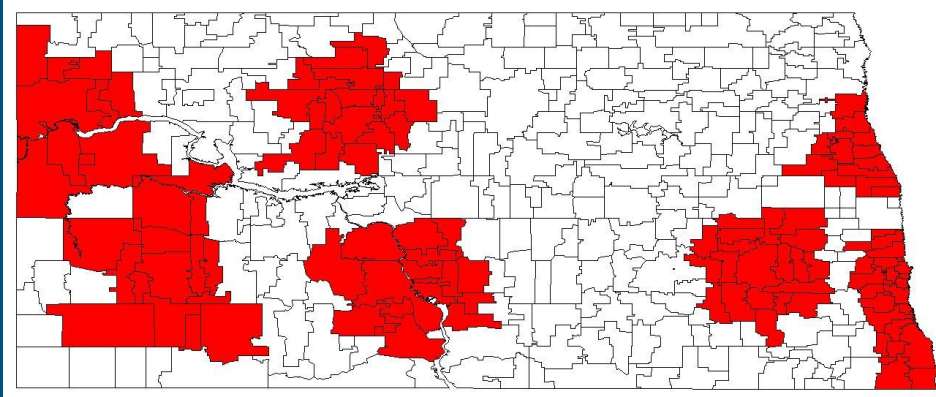
Proximity To Protected Areas

Parameters Considered

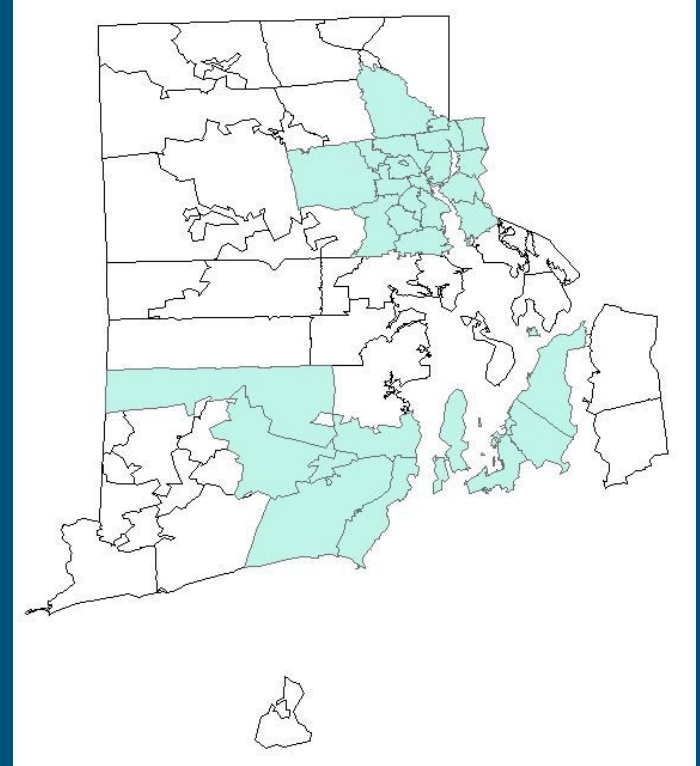
-Zip codes within specified distance of public access points of state and national parks



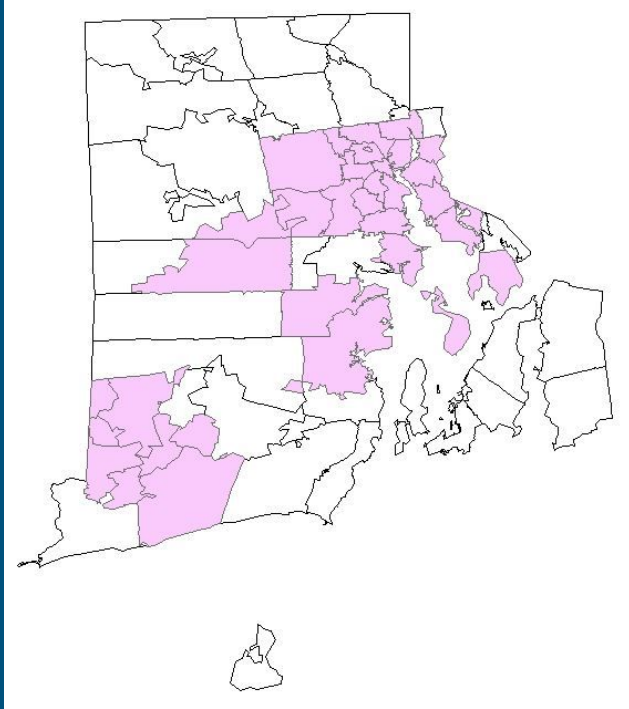
Entertainment Areas



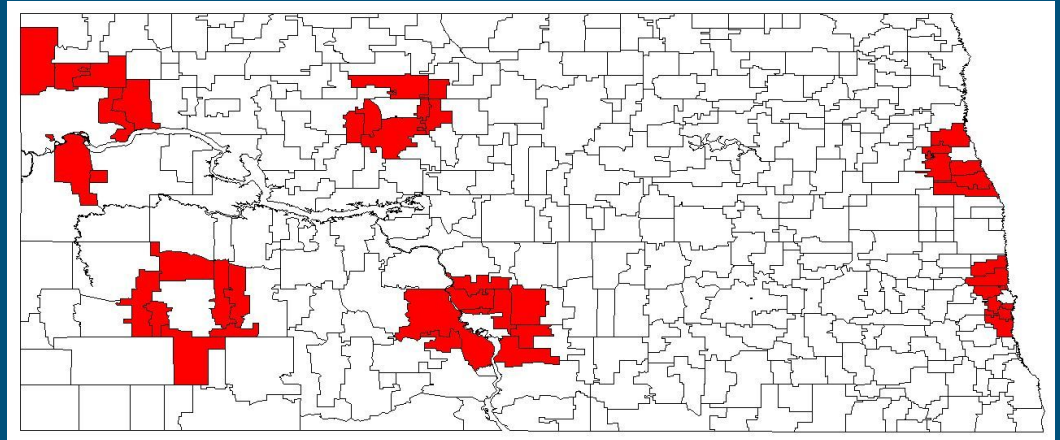
- Found locations with most popular bars/restaurants/nightlife
- Zip codes within 15 miles for North Dakota and 5 miles for Rhode Island



Proximity to Airports

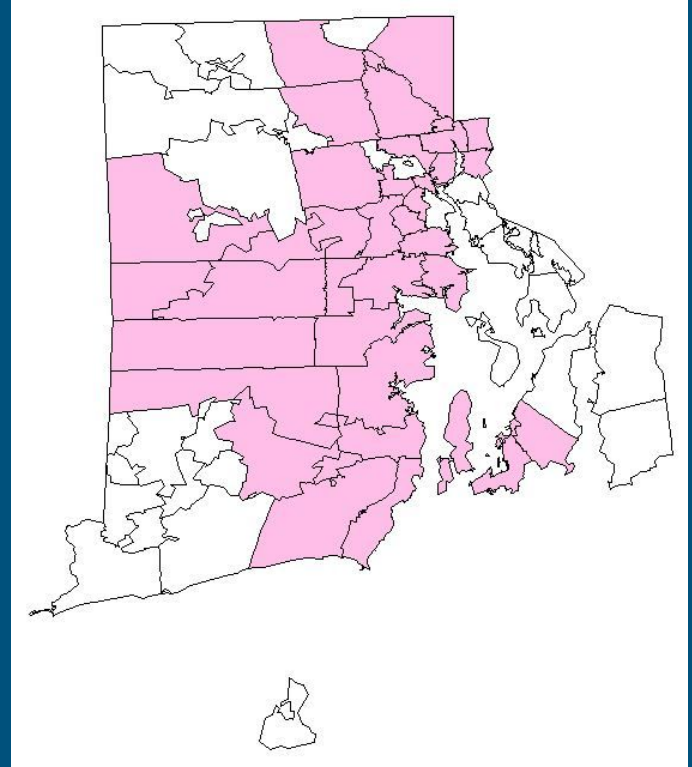
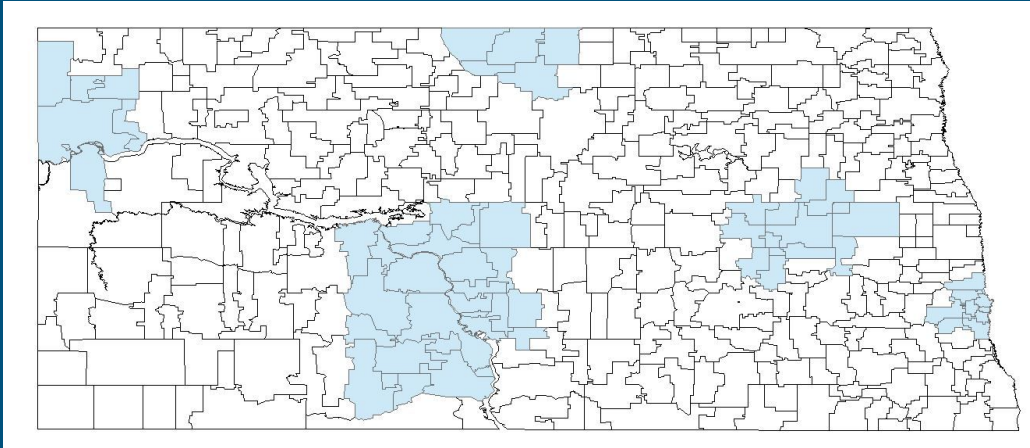


- Found zip all commercial airports
- Zip codes within 15 miles for North Dakota and 10 miles for Rhode Island
- Removed zip codes containing airports

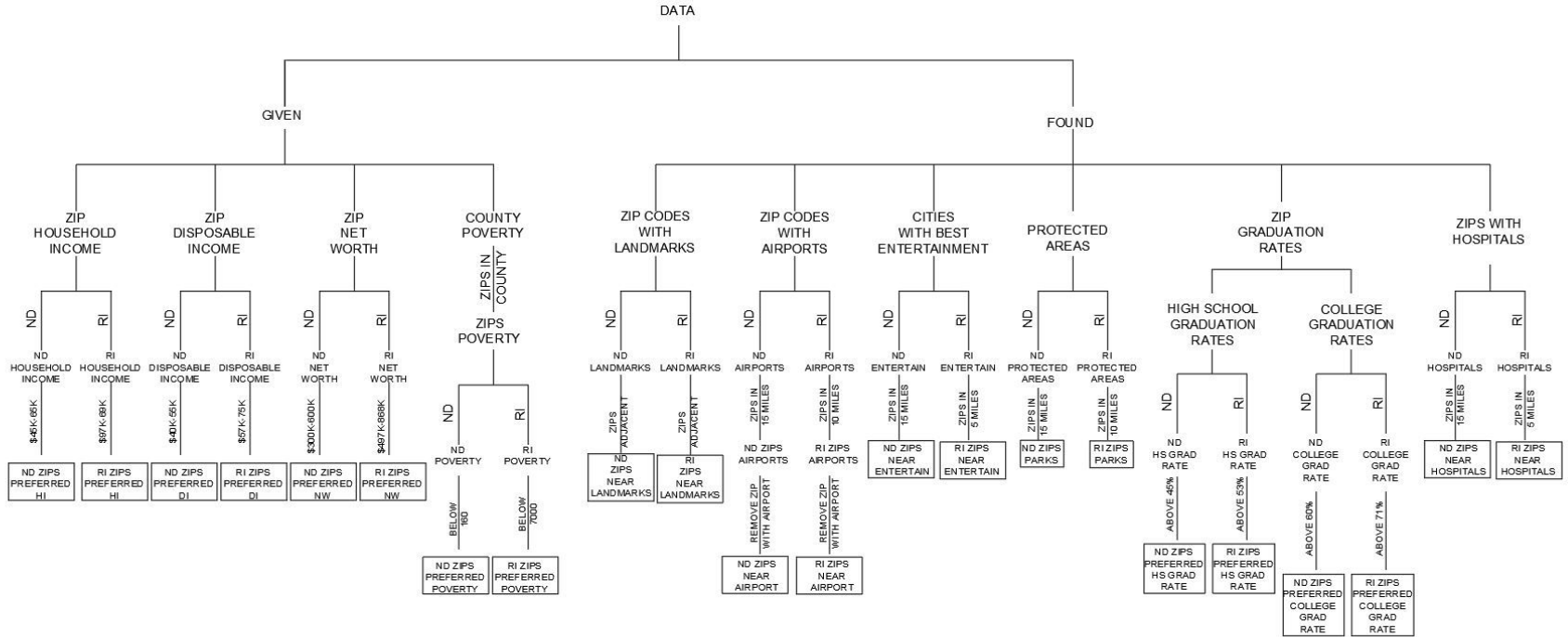


Landmarks

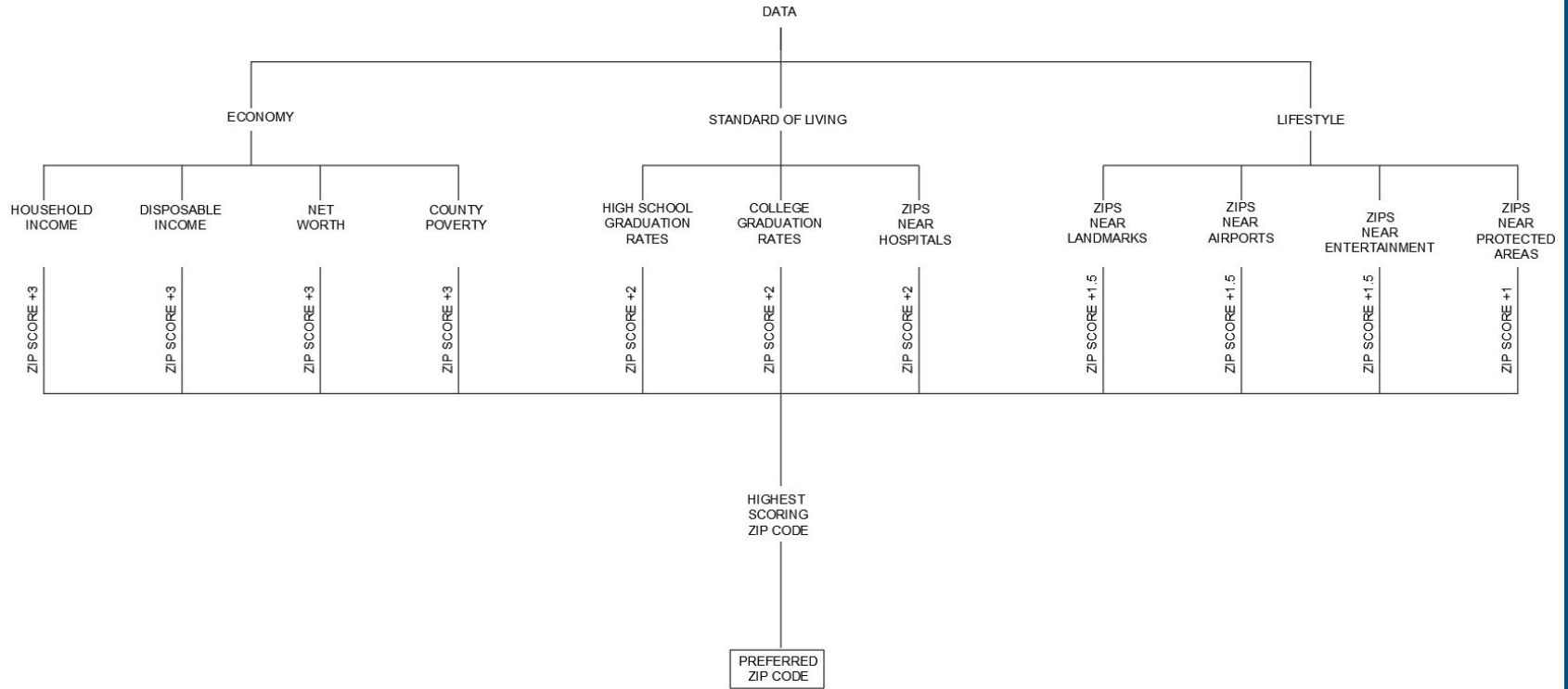
- Found 20 most popular historic landmarks
- Zip codes adjacent



Data Flow Chart



Methodology Flow Chart



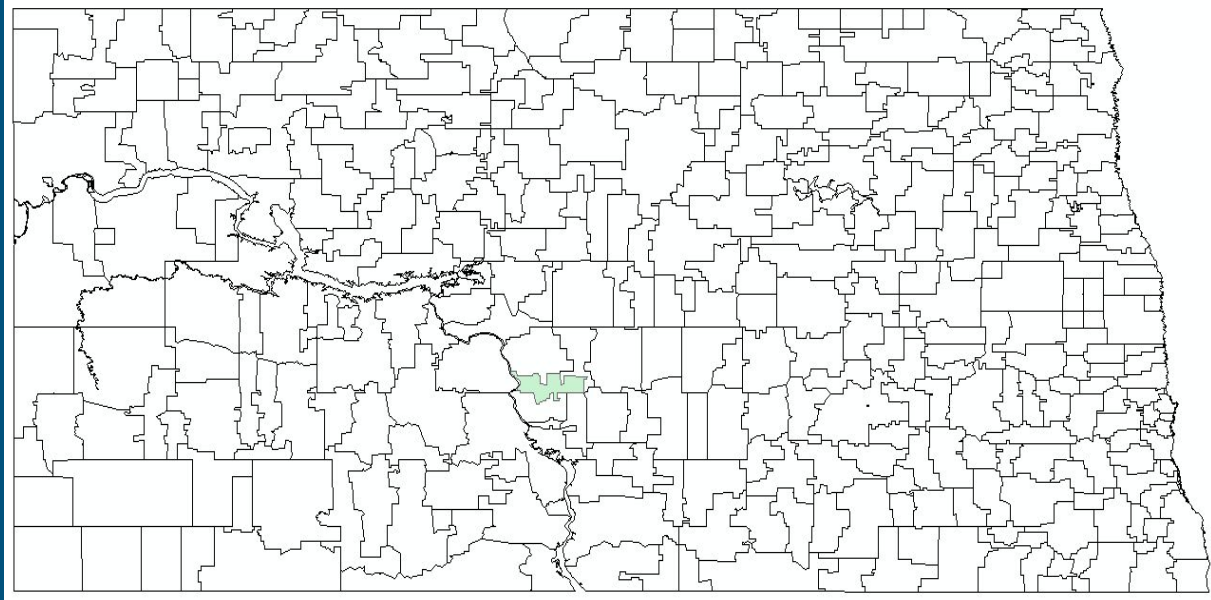
Excel Score Sheet

B	C	E	G	I	K	L	M	O	Q	S	U	W	Y
ZIPCODE	Networth	Disposable Income	Household Income	Poverty	Hospitals	Entertainment	Airports	Landmarks	Parks	High School	College	Total	
2888	0	0	0	0	1.5	1.5	1.5	1.5	0	0	0	0	6.00
2889	0	0	0	0	1.5	0	1.5	1.5	0	0	0	0	4.50
2891	3	3	3	0	1.5	0	0	0	0	0	0	0	10.50
2892	3	3	3	0	1.5	1.5	0	1.5	0	0	0	0	13.50
2893	0	0	0	0	1.5	0	0	1.5	1	0	0	0	4.00
2894	0	3	3	0	1.5	0	1.5	0	1	0	0	0	10.00
2895	0	0	0	0	1.5	0	0	0	0	0	0	0	1.50
2896	3	3	3	0	1.5	0	0	1.5	0	0	0	0	12.00
2898	3	3	3	0	0	0	0	0	0	0	0	0	9.00
2903	0	0	0	0	1.5	1.5	1.5	1.5	0	0	0	0	6.00
2904	0	0	0	0	1.5	1.5	0	1.5	0	0	0	0	6.00
2905	0	0	0	0	1.5	1.5	1.5	0	0	0	0	0	4.50
2906	3	3	3	0	1.5	1.5	1.5	1.5	0	0	2	0	17.00
2907	0	0	0	0	1.5	1.5	1.5	1.5	0	0	0	0	6.00
2908	0	0	0	0	1.5	1.5	1.5	0	0	0	0	0	4.50
2909	0	0	0	0	1.5	1.5	1.5	1.5	0	0	0	0	6.00
2910	0	0	0	0	1.5	1.5	1.5	1.5	0	0	0	0	6.00
2911	0	0	0	0	1.5	1.5	1.5	0	0	0	0	0	4.50
2912	0	0	0	0	1.5	1.5	1.5	1.5	0	0	0	0	6.00
2914	0	0	0	0	1.5	1.5	1.5	0	0	0	0	0	4.50
2915	0	0	0	3	1.5	1.5	1.5	0	0	0	0	0	7.50
2916	3	3	3	0	1.5	1.5	1.5	1.5	0	0	0	0	15.00
2917	3	3	3	0	1.5	0	0	1.5	1	0	0	0	13.00
2918	0	0	0	0	1.5	1.5	1.5	0	0	0	0	0	4.50
2919	0	0	0	0	1.5	1.5	1.5	1.5	1	0	0	0	7.00
2920	0	0	0	0	1.5	1.5	1.5	1.5	0	0	0	0	6.00
2921	3	0	0	0	1.5	0	1.5	1.5	1	0	0	0	8.50

Conclusion: North Dakota

58521

- 17 points
- Baldwin
- Population ~700
- ~80% married
- Average age ~44
- Swept economic categories, hospitals, entertainment, airports



Conclusion: Rhode Island

02906

- 17.5 points
- Providence
- Population ~28,000
- ~33% married
- Average age ~30
- Net worth, disp. Income, household income, college grad rates, hospitals, entertainment, airports, landmarks

